












## MODEL 163.113 /128 /136 /154 /157 /172 /174 /175

- 1 Belt end fitting in 3rd seat row
- 2 Center paneling of roof frame
- 3 Side paneling of roof frame
- 4 Expanding anchor
- 5 Screw

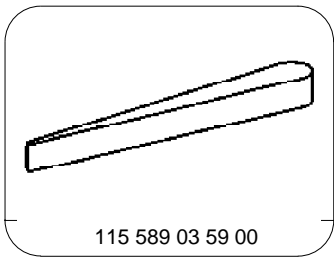


P68.30-0507-06

 	Remove, Install		
1.1	Remove belt end fitting at bottom of 3rd seat row (1)	Only with 3rd seat row, code 847. 	*BA91.40-P-1001-01D
2	Unclip center roof frame covering (2)	 <b>Installation:</b> Install paneling in door rubber seal.  Long wedge	*115589035900
3.1	Remove expanding anchor (4) from side roof frame covering (3)	 up to 31.08.01 <b>Installation:</b> Replace expanding anchor.	
3.2	Remove screw (5) from side roof frame paneling (3)		
4.1	Unclip side roof frame paneling in upper outer corner	 As of 01.09.01	
4.2	Remove side roof frame paneling (3) upward	 Only on 3rd seat row, code 847: remove seatbelt and remove paneling  <b>Installation:</b> Install paneling in door rubber seal.	
5.1	Disconnect connector from loudspeaker	 As of 01.09.01 and with sound system, code 810.	
6	Install in the reverse order		

 Seat belts/belt tensioners

Number	Designation		Model 163 up to 08/99	Model 163 as of 09/99
BA91.40-P-1001-01D	Screw on belt end fitting	Nm	35	35



115 589 03 59 00

Assembly wedge