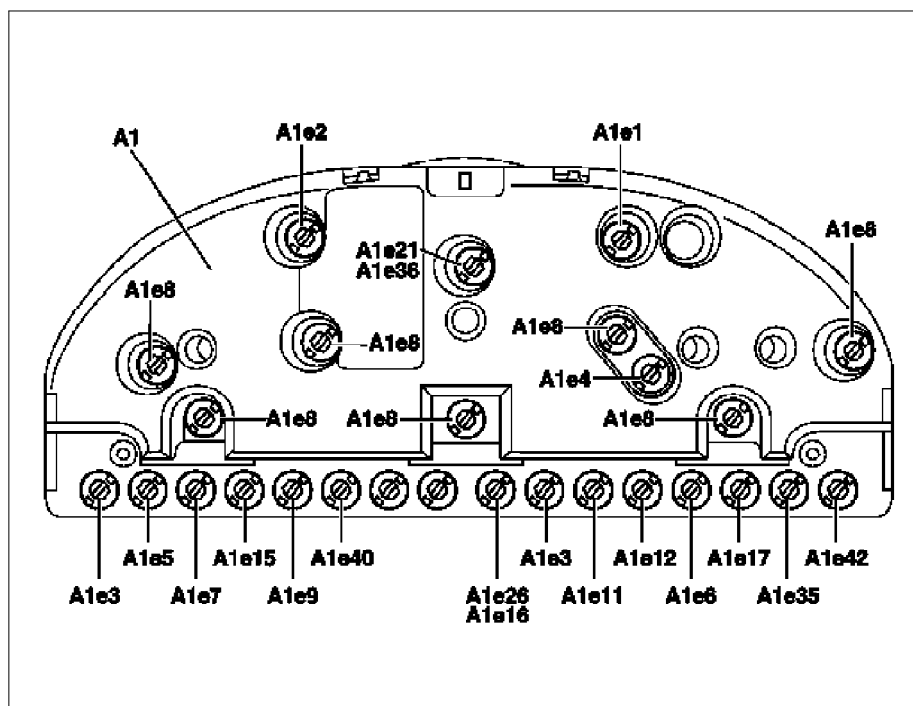


## MODEL 163

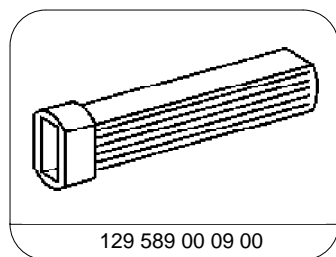
## Instrument cluster

A1e1	Left turn signal indicator lamp
A1e2	Right turn signal indicator lamp
A1e3	High beam indicator lamp
A1e4	Fuel reserve indicator lamp
A1e5	Generator charge indicator lamp
A1e6	Brake pad wear indicator lamp
A1e7	Low brake fluid level/parking brake indicator lamp
A1e8	Instrument illumination
A1e9	Seat belt reminder lamp
A1e11	Low ECL indicator lamp
A1e12	Low engine oil level indicator lamp
A1e15	SRS MIL
A1e17	ABS MIL
A1e21	ASR warning lamp
A1e26	"CHECK ENGINE" MIL
A1e35	ETS MIL
A1e36	ETS warning lamp
A1e40	Steering lock warning lamp
A1e42	ESP MIL



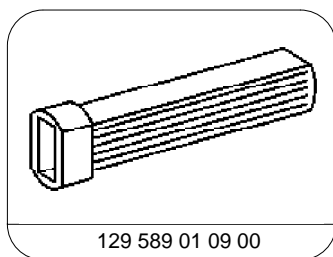
P54.30-0632-06

	Removing, installing		
1	Disconnect ground cable from battery	To prevent the disconnected ground cable contacting the ground point W16/4 unintentionally, insulate ground cable terminal.	AR54.10-P-0003A
2	Remove instrument cluster		AR54.30-P-6015GH
3	Remove bulbs	<b>i</b> <b>Installation:</b> Install bulbs	AR54.30-P-6049-01Z AR54.30-P-6049-02Z
4	Install in opposite order		



129 589 00 09 00

Socket



129 589 01 09 00

Socket