







MODEL 163.113 /136 /154 /172 /174 as of 1.9.99 up to 31.8.01

- 1 Rear cupholder
- 2 Screw
- 3 Center console rear section
- 4 Tab



P68.20-2492-06

 	Remove, install		
1	Open rear cupholder (1), release from center console and fold down		
2	Remove screws (2)		
3	Unclip rear section (3) at top (arrows)		*115589035900
4	Release tabs (4) at bottom	 Danger of breaking.	
5	Pull rear section (3) away from center console		
6	Unplug connectors for rear window switches		
7	Install in reverse order		



115 589 03 59 00

Long wedge