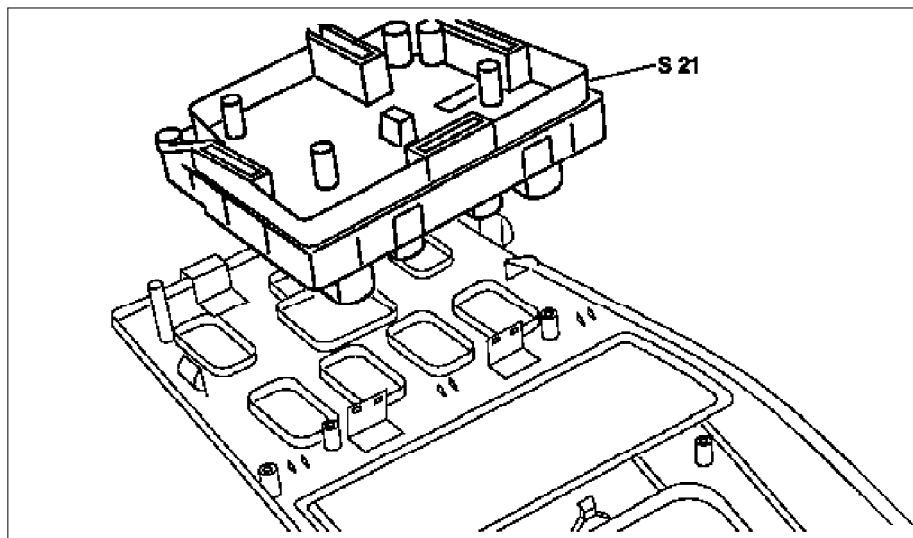


MODEL 163.113 /136 /154 /172 /174 up to 31.8.01




S21 Center console switch group



P72.29-0273-05

Operation no. of operation texts or standard texts and flat rates

Range	Op. no.	Operation text
P	725733	REPLACING SWITCH FOR POWER WINDOW IN CENTER CONSOLE; LOCATION: (AFTER CHECKING)
P	725734	REPLACING SWITCH FOR POWER WINDOW IN CENTER CONSOLE FOR REAR OPERATION; LOCATION (AFTER CHECKING)
P	725760	REPLACING SWITCH FOR POWER WINDOWS (BOTH) IN CENTER CONSOLE FOR LEFT AND RIGHT REAR DOOR (AFTER CHECKING)

 	Removal, installation		
1	Remove ashtray at front of center console		AR68.20-P-2400GH
2	Unclip center console switch group (S21)	 Center console switch group can only be replaced completely.	
3	Install in the reverse order		