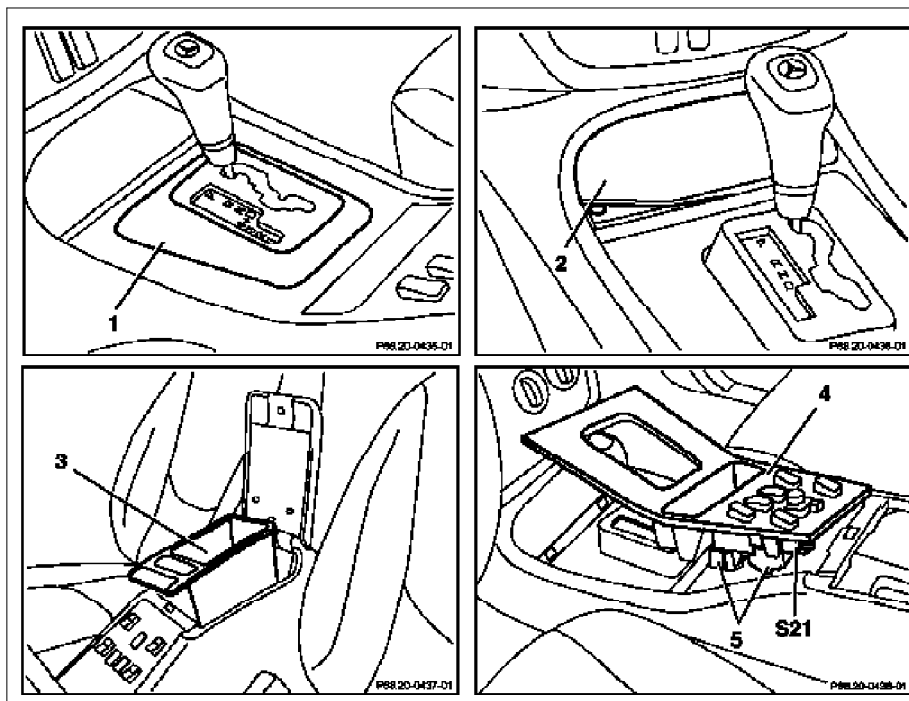


MODEL 163.113 /136 /154 /172 /174 up to 31.8.01







- 1 Plastic frame
- 2 Covering in front stowage compartment
- 3 Center console insert
- 4 Cover
- 5 Connectors
- S21 Center console switch group



P68.20-0434-06

Operation no. of operation texts or standard texts and flat rates

Range	Op. no.	Operation text
P	683450	REMOVING AND INSTALLING COVER FOR SHIFT LEVER
P	683455	REPLACING COVER FOR GEARSHIFT LEVER

 	Remove/install		
1	Remove plastic frame (1) upward		*115589035900
2	Remove covering in stowage compartment (2)	 Fastened with pin.	
3	Remove center console insert (3)	 Remove screws (2 each) from insert floor	
4	Press cover (4) out of catch in center console at rear and sides with long wedge		*115589035900
5	Disconnect connectors (5) from center console switch group (S21)		
6	Install in the reverse order		

