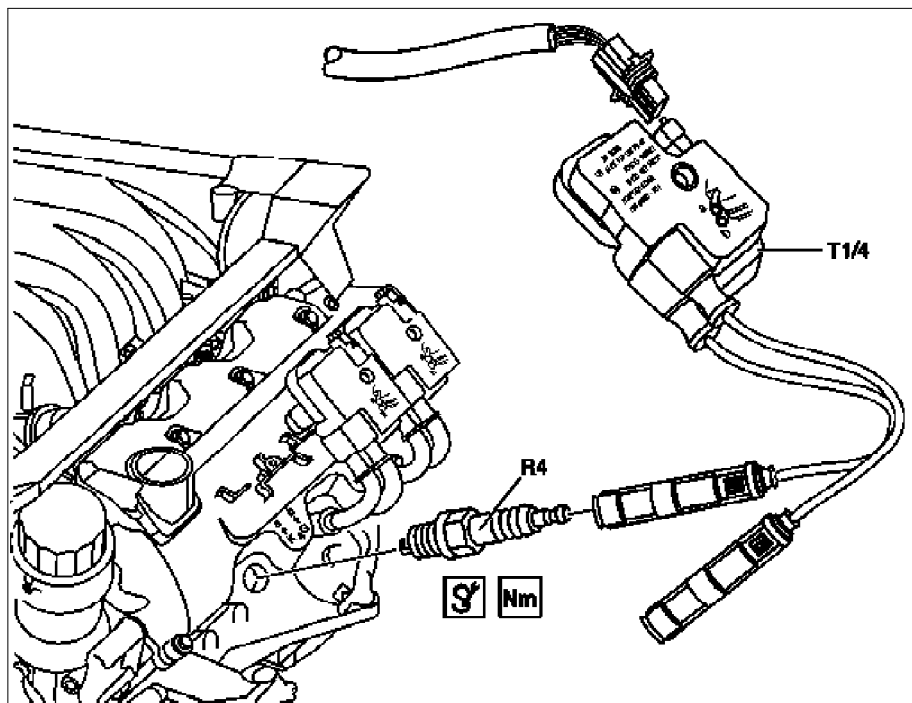


- ENGINE 112.942 in MODEL 163.154
- ENGINE 112.970 in MODEL 163.157
- ENGINE 113.942 in MODEL 163.172
- ENGINE 113.981 in MODEL 163.174
- ENGINE 113.965 in MODEL 163.175

Shown on engine 112

R4 Spark plugs
T1/4 Ignition coil cylinder 4

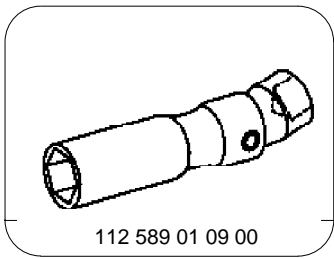


P15.10-0221-06

	Remove/install and replacing		
Danger!	Risk of death caused by contact with parts conducting high voltages.	Do not touch parts which conduct high voltages. Persons who wear electronic implants (e.g. heart pacemakers) must not carry out work on the ignition system.	AS15.10-Z-0001-01A
	Notes on avoiding damage to ignition system	Engine 104, 111, 112, 113, 119, 120, 271	AH15.10-P-0002-01D
1	Remove/install air filter upper section		
2	Removing and installing ignition coils		AR15.12-P-2003A
3	Disconnect spark plug connectors	Prise over cylinder head cover. Double open-ended wrench	*110589010100
4	Remove/install spark plugs (R4)	Nm	*BA15.10-P-1001-01A
		Spark plug wrench	*112589010900

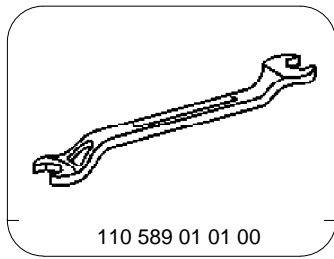
Spark plugs

Number	Designation	Engines	Engine
		104, 110, 111, 113.940/941/942/943/ 944/948/960/961/962/ 963/965/966/967/968/ 969/980/981/982/984/ 986/992/993, 115, 117, 119, 120	112.910/911/ 912/913/914/ 915/916/917/ 920/921/922/ 923/940/941/ 942/943/944/ 945/946/947/ 949/951/953/ 954/955/960/ 961/970/972/ 973/975
BA15.10-P-1001-01A	Spark plugs	Nm 28	28



112 589 01 09 00

Spark plug wrench



110 589 01 01 00

Double open-end wrench