









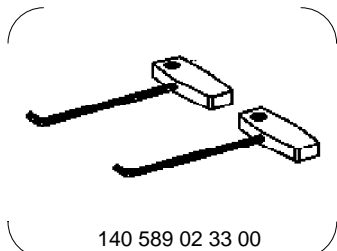
MODELS 163.113 /154 #A as of 289565,  
163.113 /154 #X as of 754620,  
163.128 /157 /175

- 1 Lever
- 2 Fog lamp
- 3 Electrical connector
- 4 Grommets



P82.10-2778-06

|   | Remove/install                                    |   |                  |
|---|---|---|------------------|
| 1   | Press lever (1) to release the fog lamp (2)       |  Pulling hook  | *140589023300    |
| 2   | Disconnect fog lamp (2) from front bumper         |  Exercise caution when pulling at the edges of the fog lamp.<br><br> <b>Installation:</b> First notch in the fog lamp at the edges. Ensure that the lever (1) securely holds the fog lamp in place.<br><br> Pulling hook | *140589023300    |
| 3   | Disconnect electrical connector (3) from fog lamp |   |                  |
| 4   | Pull off grommets (4)                             |  <b>Installation:</b> Ensure that the grommets are installed loosely and without kinks.  |                  |
| 5   | Install in the reverse order                      |   |                  |
| 6   | Check fog lamp adjustment and adjust if necessary |   |                  |
| <b>e</b>  | Check and correct headlamp adjustment             |   | AP82.10-P-8260GH |



140 589 02 33 00

Pulling hooks