








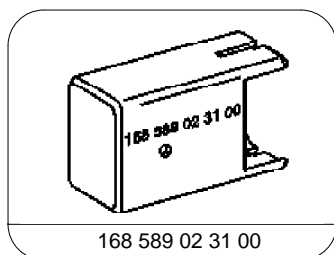
MODEL 163.113 /128 /154 /157 /174 /175 with CODE (220a) Parktronic System (PTS)

- 1 Plug connection
- 2 Parktronic system sensor
- 3 Retaining clamps



P54.65-2412-06

	Remove/install		
1	Remove rear bumper	 with styling package, code U49.  As of 01.09.01.	AR88.20-P-2200GJ AR88.20-P-2200GK
2	Put down bumper safely in a suitable place	 Do not damage paintwork.	
3	Disconnect connector (1) from Parktronic system sensor(2)		
4	Remove Parktronic system sensor (2) from the bumper	 Do not brake off the retaining clamps (3).  Release tool	*168589023100
5	Install in the reverse order		



168 589 02 31 00

Release tool