







MODEL 163.113 /128 /136 /154 /157 /172 /174 /175

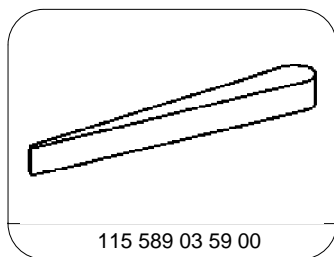
Shown on front seat as of VIN A145273 or as of VIN X708319

- 1 Front seat backrest
- 2 Backrest
- 3 Retaining lugs
- 4 Covering caps
- 5 Screws



P91.10-2148-11

 	Remove/install		
1	Tilt front seat backrest (1) forwards		
2.1	Remove cover caps (4) and unscrew bolts (5)	 As of VIN A145273 or as of VIN X708319.	
2.2	Lever the backrest shell (2) out of the front seat backrest frame at bottom	 Up to VIN A145272 or up to VIN X708318: Lever the plastic clips out of the front seat backrest frame using a long wedge.  Installation wedge	*115589035900
3	Pull backrest shell (2) downward and remove	 Installation: Slide in backrest shell with the retaining lugs (3) on the backrest head at top.	
4	Install in the reverse order		



115 589 03 59 00

Longitudinal wedge