









**MODEL 163.136 /154 /172 as of 1.9.99,  
163.113 /128 /157 /175 except CODE (293) Left and right rear side bag  
40% rear seat**

- 1 Bolt  
2 Rear seat seat belt buckle



P91.40-2172-01

 	Remove/install		
1	Fold down 60% rear seat	 See Operating Instructions	
2	Fold backrest of 40% rear seat forwards	 See Operating Instructions	
3	Remove side covers on rear seat seat belt buckle		
4	Unscrew bolt (1) from rear seat seat belt buckle (2)		*BA91.40-P-1006-01D
5	Remove rear seat seat belt buckle (2)	 <b>Installation:</b> Check rear seat seat belt buckle for damage.	
6	Install in the reverse order		

 **Seat belts/emergency tensioning retractors**

Number	Designation	Model 163 as of 09/99
BA91.40-P-1006-01D	Bolt, belt buckle to rear seat	Nm 45