







MODEL 163.136 /154 /172 as of 1.9.99,
 163.113 /128 /157 /174 /175
 Center seat 60% rear seat

- 8 Bolt
 9 Rear seat seat belt buckle



P91.40-2127-01

 	Remove/install		
1	Fold 40% rear seat into the footwell	 See Operating Instructions	
2	Remove side covers on rear seat seat belt buckle		
3	Unscrew bolt (8) from rear seat seat belt buckle (9)		*BA91.40-P-1006-01D
4	Remove rear seat seat belt buckle (9)	 Installation: Check rear seat seat belt buckle for damage.	
5	Install in the reverse order		

 **Seat belts/emergency tensioning retractors**

Number	Designation		Model 163 as of 09/99
BA91.40-P-1006-01D	Bolt, belt buckle to rear seat	Nm	45