















MODELS 163.136 /154 /172 as of 1.9.99,
163.113 /128 /157 /174 /175



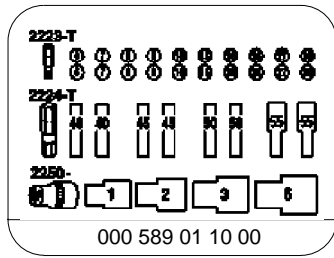
P91.40-2170-09

 	Remove/Install		
 Danger!	The spring in the inertia reel can pose an injury hazard when the tension is released and it uncoils.	Never disassemble inertia reels	AS91.00-Z-0002-01A
1.1	Disconnect connector from electrical line of seat belt buckle of the outer rear seat	 Only with side airbag in the rear (left and right), code 293. Turn ignition key into position "0" in order to avoid fault codes.	
2	Unhook rear seat cover on the back of the rear seat cushion		
3	Carefully lift up rear seat cover and unscrew bolt from belt end fitting	 Do not damage rear seat cover.  Installation: Align rear seat cushion and rear seat cover correctly.	*BA91.40-P-1001-01D *000589011000
4	Remove belt end fitting from rear seat		
5	Detach paneling (1) of belt guide (2) from rear backrest	 Lift up front paneling and remove	
6	Unscrew mounting screws of belt guide and remove belt guide (2)		
7	Fold rear backrest forwards	 See Operating Instructions	
8	Unhook rear backrest cover (3) on the back of the rear backrest		
9	Unscrew bolts (5) of rear wall paneling (4)		
10	Remove rear wall covering (4)	 Pull at the upper corners of the rear wall paneling in order to remove body-bound rivets (10).  Installation: Replace body-bound rivets.	
11	Unscrew bolt (6) from automatic belt retractor (7)	  Torx bit set	*BA91.40-P-1005-01D *000589011000
12	Detach automatic belt retractor (7) and guide seat belt through the rear backrest cover of the rear backrest	 Installation: Pay attention to catch and correct installation position of the automatic belt retractor. Make sure seat belt is not twisted when installed.	

13	Check seat belt for signs of damage		
e	Check seat belts for damage		AP91.40-P-9150GH
14	Install in the reverse order		

Nm Seat belts/emergency tensioning retractors

Number	Designation		Model 163 as of 09/99
BA91.40-P-1001-01D	Screw on belt end fitting	Nm	35
BA91.40-P-1005-01D	Screw rear seat belt retractor to 2/3 seat bench	Nm	40



Torx bit set