




163 589 02 31 00

Spring compressor

- 1 Remove pin (1) at bottom of seat adjustment strut (2)
- 2  Remove gas pressure struts (3)
-  Danger of breaking retaining clips! Do not completely remove clips, otherwise installation tension is released.
- 3 Remove pins (4) at bottom of seat hinges (5)
- 4 Remove seat bearing (6) and install updated bearing at bottom of seat hinges (5)
-  Replace retaining rings.
- 5 Install pins (1) at seat adjustment strut (2)
-  Replace retaining ring.
- 6  Install gas pressure struts (3)



P91.12-2192-06