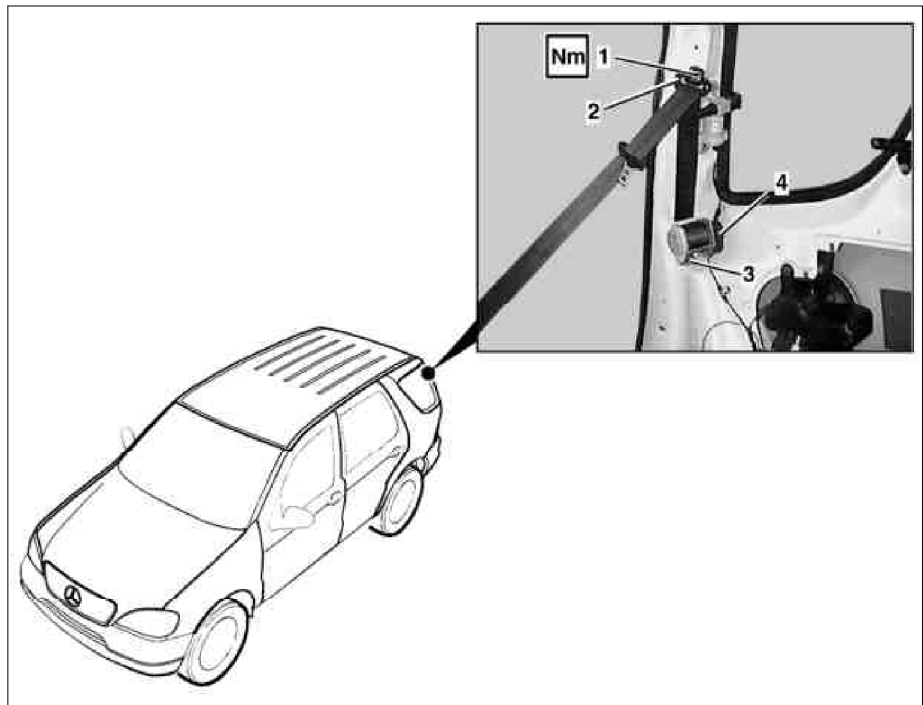







MODEL 163.113 /128 /136 /154 /157 /172 /175 with CODE (847) 3rd seat row

- 1 Screw
- 2 Seat belt guide bracket
- 3 Screw
- 4 Automatic belt retractor



P91.40-0361-06

 	Remove, Install		
1	Remove rear roof frame paneling		AR68.30-P-4470GH
2	Remove paneling on C-pillar		AR68.30-P-4490GH
3	Unscrew bolt (1) at seat belt guide bracket (2)		*BA91.40-P-1002-01D
4	Unscrew bolt (3) at automatic belt retractor (4)		*BA91.40-P-1003-01D
5	Remove automatic belt retractor (4)	 Installation: Pay attention to the automatic belt retractor lock.	
6	Check seat belts for damage		AP91.40-P-9150GH
e			
7	Install in the reverse order		

 **Seat belts/belt tensioners**

Number	Designation		Model 163 up to 08/99	Model 163 as of 09/99
BA91.40-P-1002-01D	Screw on rear upper belt guide fitting	Nm	30	30
BA91.40-P-1003-01D	Screw to rear inertia reel	Nm	30	30