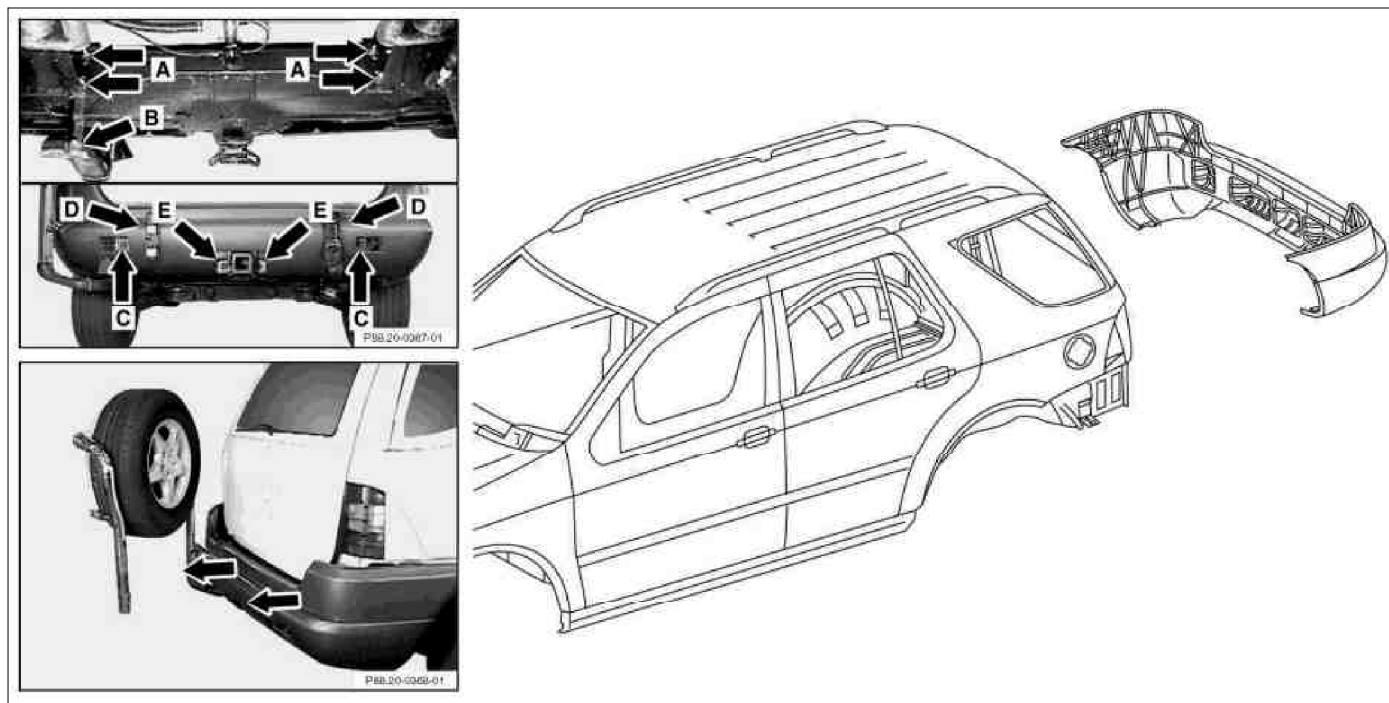


MODEL 163.113 #A up to 289564,  
 163.113 #X up to 754619,  
 163.154 #A up to 289564,  
 163.154 #X up to 716524,  
 163.136 /172 with CODE (849) Spare wheel carrier/spare wheel


















P88.20-0369-09

A Nuts  
 B Nut

C Screws  
 D Spare wheel carrier consoles

E Nuts

	Remove/Install		
1.1	Disconnect antenna connector of E-call emergency call system	 Only with emergency call system E-Call, code 349. Connector is located behind side flap of right C-pillar paneling at jack mounting point.	
2	Unscrew nuts (A)	 On vehicle underbody behind cross member	
3	Unscrew nut (B)	 On vehicle underbody behind cross member	
4	Unscrew bolts from spare wheel carrier console	 Do not damage bolt thread   Bolts fastened with nuts (A) can be driven out from the rear of the cross member.	
5	Remove spare wheel carrier consoles (D)		
6	Remove 3 panels from bumper	 Do not damage paint. Do not break off clips.  Long wedge	*115589035900
7	Unscrew bolts (C) from bumper		*BA88.20-P-1007-01B
8	Unscrew nuts (E) from bumper		*BA88.20-P-1006-01B
9.1	Remove nut from rear mud guard	 Only if present 	*BA88.30-P-1004-01A
10	Remove bumper	 Do not damage paintwork on vehicle and bumper.   Completely turn spare wheel carrier to rear (maximum clearance for bumper). Pull bumper to rear and then lift out upward between spare wheel carrier and vehicle.   <b>Installation:</b> Align bumper at tailgate and at taillamps	

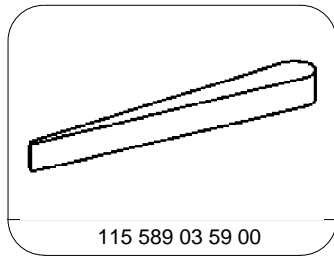
11.1	Remove rubber seal for E-call emergency call system antenna from body at right	<b>i</b> Only with emergency call system E-Call, code 349.	
12	Install in the reverse order		

**Nm** Bumper

Number	Designation		Model 163
BA88.20-P-1006-01B	Nuts for rear bumper on cross member	Nm	8
BA88.20-P-1007-01B	Screws for rear bumper on cross member, rear	Nm	8

**Nm** Detachable body components, underride guard

Number	Designation		Model 163 up to 31.8.01
BA88.30-P-1004-01A	Nut for retaining strap on mud guard on vehicle underbody	Nm	6



Long wedge