



MODEL 163.154 #A as of 289560,
 163.113 /128 #X as of 754620,
 163.113 /174 #A as of 289560 up to 486952,
 163.128 /157 /175 #A up to 486952

Operation no. of the operation texts or standard texts and flat rates


Range	Op. no.	Operation text	Flat rate	Acc. no.	Code
P	024204	Foam on base of outside rearview mirror, Location:.... install	004 WU	81 101 39	---

Damage Code	Cause	Remedy	
81 101 39	Insufficient seal pressure between door and base of mirror mount.	1 Remove outside rearview mirror (1) only on side where wind noise occurs. 	AR88.70-P-9000GH *110589035900
		2 Install foam (2) onto base of mirror mount around wiring harness.	
		3 Reinstall outside rearview mirror (1).	AR88.70-P-9000GH
		 Replace foam on inside of door around hole where mirror wiring harness comes through.	

- 1 Outside rearview mirror
 2 Foam



P88.70-2311-11



110 589 03 59 00

Mounting wedge

Parts ordering notes

Part no.	Designation	Quantity
163 682 25 28	Foam	2